



Chp.Ile de France
Le Mans 25-26 Avril 2015



X30

Chp.IDF X30

Final (FI)

Résultats

Document 14.1 OFFICIEL

Sous réserve du contrôle technique ou d'incidents d'ordre sportif

Cl	N°	Classe	Pilote	Club	Chassis	Meilleur S1	Meilleur S2	Meilleur S3	Meilleur tour	Interv.	Ecart
1	3	Sen	DEMARQUE Jérémy	Bretigny	Kosmic	18.641	26.081	20.833	1:05.750		
2	1	Sen	HIPP Morgan	Rosny 93	Tony	18.753	25.874	20.739	1:05.600	1.700	1.700
3	34	Sen	LANGLOIS Maximilien	Bretigny	Tony	19.128	26.247	20.722	1:06.124	4.033	5.733
4	2	Sen	VENET Francois Xavier	Bretigny	Kosmic	19.254	26.479	20.886	1:06.810	7.239	12.972
5	12	Sen	ANCHER Brian	Bretigny	Kosmic	19.222	26.837	21.166	1:07.414	7.333	20.305
6	38		NORDET Richard			19.399	27.072	21.255	1:08.015	3.522	23.827
7	20	MTR	HANEQUAND Jeremy	Bretigny	Kosmic	19.279	26.914	21.111	1:07.461	0.482	24.309
8	40		GENDRY Vincent			19.131	26.555	21.076	1:06.940	0.338	24.647
9	78	MTR	COLLIGNON Guy	Bretigny	Kosmic	19.495	26.993	21.140	1:07.721	0.867	25.514
10	36	Sen	BANDRABUR Anthony	Bretigny	Tony	19.424	27.232	21.120	1:08.073	0.514	26.028
11	41	Sen	DAUMARD Dimitri			19.749	27.126	21.211	1:08.291	4.466	30.494
12	16	MTR	TUTIN Philippe	Mantes	Apha	19.519	27.404	21.346	1:08.613	3.079	33.573
13	25	MTR	AUGER Christophe	Sens-Paris	Tony	19.813	27.506	21.773	1:09.446	10.293	43.866
14	13		BURNOUF Maurice			20.114	27.554	21.504	1:09.448	1.741	45.607
15	10	MTR	VALMORI Romain	Sens-Paris		19.925	27.466	21.507	1:08.898	3.781	49.388
16	24	Sen	BARRET Thibault	Rosny 93	Zanardi	19.729	27.631	21.444	1:08.979	4.104	53.492
17	14	Sen	DELEPINE Thomas	Bretigny	Tony	19.994	27.113	21.386	1:08.709	1.574	55.066
18	6	MTR	DELEPINE Thierry	Bretigny	Kosmic	20.160	27.781	21.804	1:10.152	0.802	55.868
19	9	MTR	POUQUET Jean Philippe	Angerville	Kosmic	19.659	27.322	21.267	1:08.528	0.154	56.022
20	7	MTR	BENOIT Jean Pierre	Angerville	Tony	20.034	27.940	21.874	1:10.175	7.240	1:03.262
21	21	Sen	BENOIT Kevin	Bretigny	Birel	20.113	27.610	21.664	1:09.650	0.180	1:03.442
22	19	Sen	FERNANDO Leandre	Sens-Paris	Praga	19.499	27.747	21.451	1:09.765	0.563	1:04.005
23	11	MTR	CALMETTES Giuliano	Sens-Paris	Apha	20.004	28.041	21.887	1:10.392	1 Tour	1 Tour
24	15	Sen	BOITE Romain	Bretigny	C.R.G.	20.049	27.850	22.108	1:11.060	2.654	1 Tour
25	5	MTR	DUNEME Philippe	Angerville	Tony	20.364	28.069	21.850	1:10.566	0.385	1 Tour
26	18	MTR	COMBES Nicolas	Sens-Paris	Tony	19.393	27.582	21.612	1:08.796	1 Tour	2 Tours
27	22	Sen	CHAUSSY Thimothe	Sens-Paris	Kosmic	20.624	28.459	21.716	1:10.799	7 Tours	9 Tours
28	8	Sen	MARKIEWICZ Nicolas	Kartland	Praga					2 Tours	11 Tours

Tête de course : N°1 HIPP Morgan (1-1) / N°3 DEMARQUE Jérémy (2-11)

Départ : 26/04 - 16:31:34

Meilleur tour : N°1 HIPP Morgan 1:05.600

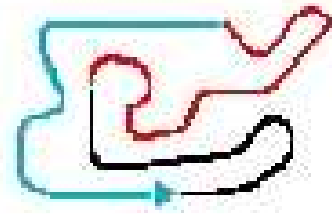
Météo : Pluie Air : 14°C Piste : Mouillée

Record de l'épreuve : N°3 DEMARQUE Jérémy 53.861



Chp.Ile de France

Le Mans 25-26 Avril 2015



X30


Chp.IDF X30

Final (FI)

Tableau des tours

Pour information, sans valeur officielle

	1	2	3	4	5	6	7	8	9	10	11	12	13	14	15	16	17	18	19	20	21	22	23	24	25	26	27	28
Grille	3	1	34	12	2	38	78	36	41	16	25	9	20	14	13	18	21	6	22	19	7	5	15	40	X	10	11	24
Départ	3	1	34	2	12	38	36	78	16	41	25	9	14	20	18	13	6	19	22	5	21	40	7	15	10	24	11	
Tour 1 Intervalle	1	3 0.0	34 0.4	2 0.3	12 0.3	38 0.9	78 0.2	36 0.2	20 1.6	41 0.2	16 0.2	25 0.5	14 0.2	9 0.3	18 0.5	13 0.2	22 0.1	19 0.4	40 0.2	21 0.3	6 0.3	10 1.1	7 1.2	11 0.3	24 0.0	15 9.5	5 0.7	
Tour 2	3	1 0.6	34 0.3	2 1.3	12 1.7	38 0.5	78 0.3	36 0.2	20 0.5	41 1.2	16 0.7	25 0.9	40 1.4	22 1.3	13 0.6	18 0.6	6 1.4	21 0.1	10 0.7	11 0.9	7 0.9	24 0.1	14 0.8	9 0.8	19 4.1	15 2.5	5 0.4	
Tour 3	3	1 0.7	34 0.6	2 1.7	12 2.3	38 1.1	78 0.8	36 0.4	20 0.1	41 1.2	16 1.1	25 2.0	40 0.1	13 3.7	18 1.2	10 2.4	6 1.5	11 0.7	21 0.3	24 0.9	7 0.8	14 0.1	9 0.3	19 1.9	15 4.0	5 2.9		
Tour 4	3	1 0.8	34 1.0	2 2.7	12 2.9	38 1.3	20 1.1	78 0.4	36 0.7	41 0.9	16 1.9	40 0.4	25 1.9	13 3.6	18 0.7	10 4.0	6 1.3	11 0.6	21 0.0	24 0.6	14 1.7	7 0.8	9 0.4	19 0.4	15 5.1	5 3.0		
Tour 5	3	1 0.4	34 1.3	2 4.2	12 3.6	38 1.1	20 0.6	78 1.1	36 0.9	41 1.1	40 0.9	16 1.2	25 3.3	13 3.4	18 0.3	10 4.5	6 1.5	21 1.8	24 0.2	14 0.4	7 2.2	9 0.2	19 0.0	15 6.2	5 3.5	11 3.8		
Tour 6	3	1 0.4	34 1.6	2 5.1	12 3.9	38 1.8	20 0.3	78 1.2	36 1.1	40 1.2	41 1.1	16 2.0	25 5.3	13 1.9	18 0.4	10 4.6	6 2.2	21 1.1	24 0.4	14 0.2	7 2.7	9 0.7	19 0.4	15 6.8	5 3.3	11 4.2		
Tour 7	3	1 0.8	34 1.8	2 5.8	12 4.2	38 2.2	20 0.4	78 0.7	36 1.5	40 0.4	41 2.0	16 1.9	25 6.6	13 1.6	18 0.7	10 4.4	6 3.2	21 0.1	24 0.5	14 0.6	9 3.1	7 0.8	19 0.1	15 8.3	5 2.9	11 3.7		
Tour 8	3	1 0.5	34 2.8	2 6.5	12 4.8	38 2.6	20 0.4	78 0.5	40 1.6	36 0.3	41 2.6	16 1.9	25 7.8	18 1.6	13 0.6	10 4.5	6 3.5	24 0.4	14 1.8	9 2.1	7 1.2	19 0.3	21 0.7	15 8.4	5 1.7	11 4.3		
Tour 9	3	1 0.5	34 3.9	2 7.3	12 5.3	38 2.9	20 0.5	78 0.3	40 0.3	36 1.4	41 2.9	16 2.5	25 8.7	18 0.6	13 1.3	10 4.9	6 3.9	24 0.2	14 0.4	9 1.9	7 3.6	21 0.5	19 0.1	15 9.2	11 6.4	5 2.7		
Tour 10	3	1 1.3	34 3.5	2 7.5	12 6.2	38 3.5	20 0.2	40 0.3	78 0.4	36 1.1	41 3.7	16 2.3	25 9.6	13 1.8	10 4.9	24 3.7	6 1.1	14 0.2	9 1.0	7 5.3	21 0.3	19 0.7	14 15.2	15 2.6	5 0.3			
Tour 11	3	1 1.7	34 4.0	2 7.2	12 7.3	38 3.5	20 0.4	40 0.3	78 0.8	36 0.5	41 4.4	16 3.0	25 10.2	13 1.7	10 3.7	24 4.1	14 1.5	6 0.8	9 0.1	7 7.2	21 0.1	19 0.5						



X30

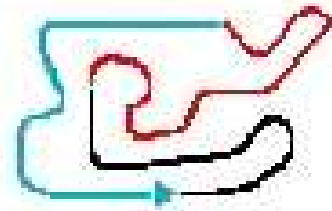
Chp.IDF X30

Final (FI)

Analyse des tours

Pour information, sans valeur officielle

Tours	Secteur 1	Secteur 2	Secteur 3	mps au tour	Tours	Secteur 1	Secteur 2	Secteur 3	mps au tour	Tours	Secteur 1	Secteur 2	Secteur 3	mps au tour	
N°1 HIPPO Morgan					N°6 DELEPINE Thierry					N°11 CALMETTES Giuliano					
1	19.939	26.874	21.644	1:08.457	1	22.584	29.000	23.158	1:14.742	11	19.925	27.466	21.507	1:08.898	
2	19.205	26.166	21.139	1:06.510	2	22.148	27.807	22.168	1:12.123	N°11 CALMETTES Giuliano	1	23.001	29.635	22.940	1:15.576
3	18.839	26.351	20.932	1:06.122	3	20.346	30.870	21.946	1:13.162	2	20.902	28.041	22.261	1:11.204	
4	18.931	26.170	20.810	1:05.911	4	20.513	28.088	21.908	1:10.509	3	20.362	29.496	22.187	1:12.045	
5	18.797	26.111	20.859	1:05.767	5	20.268	28.016	21.870	1:10.154	4	20.004	28.209	22.179	1:10.392	
6	19.048	26.300	20.739	1:06.087	6	20.563	27.870	21.946	1:10.379	5	20.625	45.314	22.461	1:28.400	
7	18.827	26.677	20.892	1:06.396	7	20.644	28.098	21.987	1:10.729	6	20.732	28.683	22.323	1:11.738	
8	18.872	25.874	20.854	1:05.600	8	20.252	27.819	22.081	1:10.152	7	20.338	28.344	22.265	1:10.947	
9	18.753	26.208	20.782	1:05.743	9	20.460	27.781	22.036	1:10.277	8	20.828	28.372	21.887	1:11.087	
10	19.097	26.426	21.757	1:07.280	10	20.695	27.949	21.804	1:10.448	9	20.610	28.488	22.577	1:11.675	
11	18.999	26.611	21.274	1:06.884	11	20.160	27.865	22.391	1:10.416	10	20.364	28.273	22.013	1:10.650	
N°2 VENET Francois Xavier					N°7 BENOIT Jean Pierre					N°12 ANCHER Brian					
1	20.619	27.037	21.468	1:09.124	1	22.873	30.143	22.794	1:15.810	1	20.914	27.258	21.210	1:09.382	
2	19.607	26.776	21.024	1:07.407	2	21.650	28.555	22.293	1:12.498	2	19.817	27.430	21.557	1:08.804	
3	19.445	26.479	20.886	1:06.810	3	20.731	29.709	22.780	1:13.220	3	19.222	26.930	21.262	1:07.414	
4	19.254	26.987	20.992	1:07.233	4	20.644	28.894	22.175	1:11.713	4	19.643	27.057	21.166	1:07.866	
5	19.513	27.018	21.087	1:07.618	5	20.332	28.220	22.329	1:10.881	5	19.602	26.961	21.717	1:08.280	
6	19.319	26.800	21.175	1:07.294	6	20.041	28.080	22.054	1:10.175	6	19.346	26.837	21.430	1:07.613	
7	19.324	26.870	21.133	1:07.327	7	20.269	29.176	22.014	1:11.459	7	19.473	26.980	21.173	1:07.626	
8	19.269	26.819	21.201	1:07.289	8	20.155	27.940	22.495	1:10.590	8	19.559	27.044	21.210	1:07.813	
9	19.273	27.015	21.284	1:07.572	9	20.034	28.361	22.482	1:10.877	9	19.401	27.181	21.517	1:08.099	
10	19.256	26.850	21.046	1:07.152	10	20.420	28.503	21.874	1:10.797	10	19.545	27.130	21.365	1:08.040	
11	19.334	26.619	21.093	1:07.046	11	20.268	28.552	22.313	1:11.133	11	19.684	26.962	21.518	1:08.164	
N°3 DEMARQUE Jérémy					N°9 POUQUET Jean Philippe					N°13 BURNOUF Maurice					
1	20.300	26.707	21.592	1:08.599	1	22.121	28.521	22.304	1:12.946	1	22.267	28.695	22.256	1:13.218	
2	18.641	26.235	20.874	1:05.750	2	30.022	27.500	21.494	1:19.016	2	21.787	27.886	21.899	1:11.572	
3	18.764	26.438	20.833	1:06.035	3	20.067	29.603	22.267	1:11.937	3	20.531	27.662	21.846	1:10.039	
4	18.735	26.249	20.882	1:05.866	4	20.463	29.409	21.836	1:11.708	4	20.114	27.671	21.875	1:09.660	
5	18.878	26.254	20.980	1:06.112	5	20.075	28.203	22.406	1:10.684	5	20.217	27.674	21.820	1:09.711	
6	18.806	26.290	21.047	1:06.143	6	19.886	28.386	22.343	1:10.615	6	20.233	27.560	21.713	1:09.506	
7	18.836	26.188	20.944	1:05.968	7	19.950	28.390	21.550	1:09.890	7	20.510	27.554	21.504	1:09.568	
8	18.900	26.131	20.861	1:05.892	8	19.903	27.382	22.890	1:10.175	8	20.505	28.300	21.786	1:10.591	
9	18.773	26.081	20.901	1:05.755	9	19.666	27.322	21.540	1:08.528	9	20.129	27.656	21.663	1:09.448	
10	19.247	26.233	20.985	1:06.465	10	19.986	27.776	21.267	1:09.029	10	20.202	27.585	21.676	1:09.463	
11	19.082	26.604	20.866	1:06.552	11	19.659	27.712	21.899	1:09.270	11	20.353	27.885	21.825	1:10.063	
N°5 DUNEME Philippe					N°10 VALMORI Romain					N°14 DELEPINE Thomas					
1	23.454	30.636	32.755	1:26.845	1	22.558	29.394	22.166	1:14.118	1	21.695	28.341	22.330	1:12.366	
2	20.746	28.069	21.931	1:10.746	2	21.927	28.201	21.725	1:11.853	2	30.044	27.113	21.389	1:18.546	
3	21.216	30.162	22.385	1:13.763	3	20.225	28.682	21.839	1:10.746	3	20.332	29.501	22.575	1:12.408	
4	20.552	28.450	22.332	1:11.334	4	20.649	28.100	21.950	1:10.699	4	20.666	28.443	21.565	1:10.674	
5	20.783	28.797	22.426	1:12.006	5	20.213	27.915	21.829	1:09.957	5	20.197	27.706	21.611	1:09.514	
6	20.736	28.594	22.003	1:11.333	6	20.497	27.580	21.605	1:09.682	6	20.220	27.861	21.638	1:09.719	
7	20.803	28.698	21.903	1:11.404	7	20.227	27.720	21.705	1:09.652	7	20.417	28.076	21.680	1:10.173	
8	20.557	28.159	21.850	1:10.566	8	20.286	28.048	21.604	1:09.938	8	20.301	28.329	22.573	1:11.203	
9	20.427	28.335	29.972	1:18.734	9	20.271	27.888	21.674	1:09.833	9	19.994	27.329	21.386	1:08.709	
10	20.364	28.683	21.900	1:10.947	10	20.136	27.698	21.609	1:09.443	10	20.223	27.952	21.708	1:09.883	



X30

Chp.IDF X30

Final (FI)

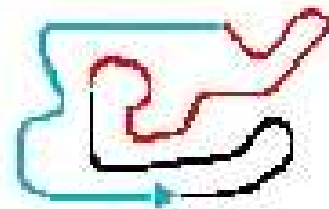
Analyse des tours

Pour information, sans valeur officielle

Tours	Secteur 1	Secteur 2	Secteur 3	mps au tour	Tours	Secteur 1	Secteur 2	Secteur 3	mps au tour	Tours	Secteur 1	Secteur 2	Secteur 3	mps au tour
11	20.312	27.623	21.472	1:09.407										
N°15 BOITE Romain					N°20 HANEQUAND Jeremy					N°34 LANGLOIS Maximilien				
1	22.912	29.611	32.880	1:25.403	1	21.434	27.538	22.138	1:11.110	7	19.938	27.967	22.007	1:09.912
2	20.898	27.850	22.312	1:11.060	2	19.351	26.999	21.111	1:07.461	8	20.105	27.823	21.967	1:09.895
3	20.049	28.998	22.251	1:11.298	3	19.677	27.189	21.409	1:08.275	9	20.297	27.538	21.990	1:09.825
4	20.681	28.342	22.246	1:11.269	4	19.279	27.394	21.129	1:07.802	10	20.110	27.725	21.773	1:09.608
5	20.788	28.551	22.108	1:11.447	5	19.365	26.914	21.263	1:07.542	11	20.096	27.958	22.089	1:10.143
6	20.734	28.298	22.554	1:11.586	6	19.538	27.320	21.171	1:08.029	N°36 BANDRABUR Anthony				
7	20.777	28.551	22.473	1:11.801	7	19.524	27.543	21.138	1:08.205	1	20.400	26.869	21.631	1:08.900
8	20.904	28.372	22.412	1:11.688	8	19.706	27.285	21.211	1:08.202	2	19.386	26.247	20.783	1:06.416
9	20.725	28.241	22.343	1:11.309	9	19.747	27.312	21.388	1:08.447	3	19.215	26.328	20.855	1:06.398
10	20.499	29.873	29.410	1:19.782	10	19.637	27.306	21.401	1:08.344	4	19.184	26.292	20.773	1:06.249
N°16 TUTIN Philippe					N°21 BENOIT Kevin					N°38 NORDET Richard				
1	21.387	27.929	22.975	1:12.291	1	22.190	29.036	22.098	1:13.324	7	19.201	26.499	20.941	1:06.641
2	20.029	27.404	21.558	1:08.991	2	22.738	27.797	22.117	1:12.652	8	19.299	26.513	20.795	1:06.607
3	19.751	27.418	21.497	1:08.666	3	20.760	30.981	22.282	1:14.023	9	19.199	26.260	21.316	1:06.775
4	20.116	27.617	21.703	1:09.436	4	20.251	27.987	21.933	1:10.171	10	19.254	26.483	21.182	1:06.919
5	20.163	27.465	21.346	1:08.974	5	20.865	28.551	21.840	1:11.256	11	19.587	26.587	21.191	1:07.365
6	19.680	27.695	21.583	1:08.958	6	20.113	27.846	21.808	1:09.767	N°39 GENDRY Vincent				
7	19.573	27.433	21.607	1:08.613	7	20.261	27.725	21.664	1:09.650	1	21.174	27.866	21.369	1:10.409
8	19.519	27.597	21.544	1:08.660	8	20.920	28.627	27.306	1:16.853	2	19.840	27.537	21.120	1:08.497
9	19.654	27.724	21.591	1:08.969	9	20.233	27.610	22.524	1:10.367	3	19.912	27.288	21.462	1:08.662
10	19.689	27.508	21.528	1:08.725	10	20.374	28.289	21.888	1:10.551	4	19.831	27.522	21.818	1:09.171
11	19.642	27.792	22.050	1:09.484	11	20.308	28.580	22.095	1:10.983	5	19.892	27.232	21.365	1:08.489
N°18 COMBES Nicolas					N°22 CHAUSSY Thimothé					N°40 GENDRY Vincent				
1	22.271	28.772	22.170	1:13.213	1	21.683	29.058	21.947	1:12.688	1	21.984	28.906	22.039	1:12.929
2	23.061	27.582	21.811	1:12.454	2	20.624	28.459	21.716	1:10.799	2	20.506	27.144	21.097	1:08.747
3	20.351	28.416	21.854	1:10.621	N°24 BARRET Thibault					3	19.330	27.091	21.912	1:08.333
4	19.792	27.619	21.745	1:09.156	1	23.259	29.624	22.789	1:15.672	4	19.847	26.806	21.076	1:07.729
5	19.735	28.058	21.615	1:09.408	2	21.390	28.628	22.204	1:12.222	5	19.486	26.617	21.181	1:07.284
6	19.988	28.000	21.612	1:09.600	3	20.848	29.581	21.808	1:12.237	N°25 AUGER Christophe				
7	20.220	27.963	21.689	1:09.872	4	20.254	27.877	21.804	1:09.935	1	21.674	28.269	22.469	1:12.412
8	19.674	27.723	21.748	1:09.145	5	20.703	28.510	21.632	1:10.845	2	20.055	27.506	21.885	1:09.446
9	19.393	27.717	21.686	1:08.796	6	20.268	28.099	21.556	1:09.923	3	19.813	27.730	22.143	1:09.686
N°19 FERNANDO Leandre					7	20.364	27.949	21.444	1:09.757	4	20.171	27.780	21.883	1:09.834
1	22.223	28.999	21.963	1:13.185	8	20.422	28.047	21.498	1:09.967	5	19.928	28.092	21.916	1:09.936
2	31.988	27.822	21.972	1:21.782	9	20.191	28.264	21.634	1:10.089	6	19.967	29.215	21.773	1:10.955
3	19.499	28.815	21.451	1:09.765	10	19.729	27.650	21.600	1:08.979	N°26 ...				
4	19.875	27.905	22.397	1:10.177	11	19.956	27.631	21.636	1:09.223	N°27 ...				
5	20.256	28.048	22.028	1:10.332	N°28 ...					N°29 ...				
6	20.583	28.039	22.384	1:11.006	N°29 ...					N°30 ...				
7	20.118	28.352	21.895	1:10.365	N°30 ...					N°31 ...				
8	20.292	28.094	22.463	1:10.849	N°31 ...					N°32 ...				
9	20.482	27.747	23.025	1:11.254	N°32 ...					N°33 ...				
10	20.589	28.236	22.264	1:11.089	N°33 ...					N°34 ...				
11	20.134	28.206	22.496	1:10.836	N°34 ...					N°35 ...				



Chp.Île de France
Le Mans 25-26 Avril 2015



X30

Chp.IDF X30

Final (FI)

Analyse des tours

Pour information, sans valeur officielle

Tours	Secteur 1	Secteur 2	Secteur 3	emps au tour
6	19.131	27.052	21.234	1:07.417
7	19.379	26.795	21.194	1:07.368
8	19.462	26.933	21.322	1:07.717
9	19.284	26.555	21.101	1:06.940
10	19.622	26.999	21.309	1:07.930
11	19.550	27.546	21.272	1:08.368

N°41 DAUMARD Dimitri

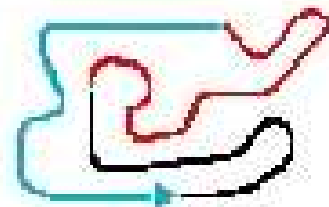
1	21.766	27.636	22.526	1:11.928
2	19.749	27.338	21.327	1:08.414
3	19.802	27.278	21.211	1:08.291
4	19.881	27.493	21.323	1:08.697
5	20.049	27.349	21.289	1:08.687
6	19.972	27.532	21.571	1:09.075
7	20.178	27.262	21.258	1:08.698
8	19.825	27.352	21.484	1:08.661
9	19.825	27.126	21.429	1:08.380
10	20.063	27.367	21.479	1:08.909
11	19.919	27.403	21.476	1:08.798

N°78 COLLIGNON Guy

1	20.792	27.807	21.525	1:10.124
2	19.769	27.410	21.304	1:08.483
3	19.617	27.460	21.364	1:08.441
4	19.495	27.924	21.476	1:08.895
5	19.873	26.993	21.386	1:08.252
6	19.719	27.021	21.397	1:08.137
7	19.501	27.080	21.140	1:07.721
8	19.557	27.128	21.308	1:07.993
9	19.532	27.307	21.401	1:08.240
10	19.695	27.592	21.515	1:08.802
11	19.795	27.554	21.396	1:08.745



Chp.Île de France
Le Mans 25-26 Avril 2015



Chp.IDF X30

Document 13

X30

Final (FI)

Grille de départ

Sous réserve du contrôle technique ou d'incidents d'ordre sportif

24	BARRET Thibault	14	11	CALMETTES Giuliano
10	VALMORI Romain	13	8	MARKIEWICZ Nicolas
40	GENDRY Vincent	12	15	BOITE Romain
5	DUNEME Philippe	11	7	BENOIT Jean Pierre
19	FERNANDO Leandre	10	22	CHAUSSY Thimothe
6	DELEPINE Thierry	9	21	BENOIT Kevin
18	COMBES Nicolas	8	13	BURNOUF Maurice
14	DELEPINE Thomas	7	20	HANEQUAND Jeremy
9	POUQUET Jean Philippe	6	25	AUGER Christophe
16	TUTIN Philippe	5	41	DAUMARD Dimitri
36	BANDRABUR Anthony	4	78	COLLIGNON Guy
38	NORDET Richard	3	2	VENET Francois Xavier
12	ANCHER Brian	2	34	LANGLOIS Maximilien
1	HIPP Morgan	1	3	DEMARQUE Jérémy

POLE POSITION

